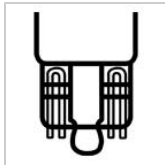
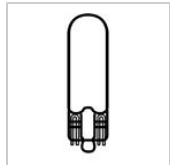
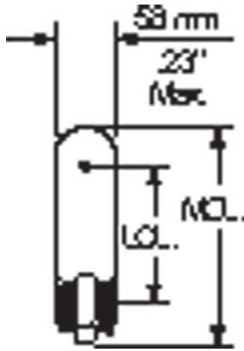




GE
Lighting

39220 - 37

GE T1.75 (T1 3/4) - Automotive



GENERAL CHARACTERISTICS

| | |
|---------------------|--|
| Lamp Type | Miniature - T & TL Shape |
| Bulb | T1.75 (T1 3/4) |
| Base | Wedge (W2.1x9.5d) |
| Filament | C-2F |
| Rated Life (NOM) | 2500.0 h |
| Atmosphere | Vacuum |
| Primary Application | Step/Courtesy;Ash tray;Auto Transmission Indicator;Brake Warning;Check Engine;Clock;Directional Signal Indicator;Dome;Glove Box;Hi-Beam Indicator;Ignition Switch;Instrument, General;Map;Radio dial;Seat Belt Warning |

PHOTOMETRIC CHARACTERISTICS

| | |
|---|-----|
| Initial Lumens (NOM) | 6.0 |
| Nominal Initial Lumens per Watt (NOM) | 6.0 |
| Mean Spherical Candlepower (MSCP) (NOM) | 0.5 |

ELECTRICAL CHARACTERISTICS

| | |
|---------------|------|
| Wattage (NOM) | 1.0 |
| Voltage (NOM) | 14.0 |

DIMENSIONS

| | |
|------------------------------------|-------------------|
| Maximum Overall Length (MOL) (NOM) | 0.800 in(20.3 mm) |
| Bulb Diameter (DIA) (NOM) | 0.219 in(5.6 mm) |
| Light Center Length (LCL) (NOM) | 0.400 in(10.2 mm) |

PRODUCT INFORMATION

| | |
|----------------------------------|----------------|
| Product Code | 39220 |
| Description | 37 |
| ANSI Code | 37 |
| Standard Package | Case |
| Standard Package GTIN | 00043168392204 |
| Standard Package Quantity | 50 |
| Sales Unit | Unit |
| No Of Items Per Sales Unit | 1 |
| No Of Items Per Standard Package | 50 |
| UPC | 043168962865 |