

Switch Start Metal Halide Standard

Switch Start MH Std 1500W Mog BT56 CL

High performance, Long life and Superior light quality A compact, energy efficient metal halide lamp that provides crisp, sparkling light with long life and high efficiency.



Product data

• General Characteristics

Base	Mogul [Mogul]
Base Information	Brass [Brass Base]
Bulb	BT56
Bulb Material	Hard Glass
Bulb Finish	Clear
Operating Position	Universal [Any or Universal (U)]
Main Application	General and Street Lighting
RatedAvgLife(See Family Notes)	6000 hr
Energy Saving	Not Applicable

• Light Technical Characteristics

Color Code	635 [CCT of 3500K]
Color Rendering Index	65 Ra8
Color Designation	White
Color Temperature	4000 K
Initial Lumens	170000 Lm
Luminous Efficacy	103 Lm/W
Lamp Design Mean Lumens	136000 Lm
Chromaticity Coordinate X	0.385 -
Chromaticity Coordinate Y	0.390 -

• Electrical Characteristics

Watts	1500 W
Lamp Voltage	268 V
Lamp Current	6.2 A
Ignition Time	120 (max) s
Re-ignition Time [min]	15 (max) min

• Environmental Characteristics

Mercury (Hg) Content	228.0 (max) mg
----------------------	----------------

• UV-related Characteristics

Damage Factor D/fc	0.6 -
PET (NIOSH)	37.5 h500lx
UV A	20.52 mW/cm ²
UV B	0.33 mW/cm ²
UV C	0 mW/cm ²

• Luminaire Design Requirements

Cap-Base Temperature	250 (max) C
Bulb Temperature	430 (max) C

• Product Dimensions

Light Center Length L	9.5 in
Max Overall Length (MOL) - C	15.375 (max) in
Diameter D	7 in

• Footnotes

Footnotes HID	359 [Electrically insulated support for bulb may be required, especially in horizontal and nearly horizontal operating positions. (359)]
Footnotes HID	374 [Performance may not be satisfactory unless operated within specified operating positions. (374)]

PHILIPS

Switch Start Metal Halide Standard

- Footnotes HID 375 [If specified operating position is base up or base down to horizontal, this permits 15 degrees beyond the horizontal. (375)]
- Footnotes HID 377 [Requires a ballast specified or approved for Philips metal halide lamps, or one that is designed to operate all popular brands of metal halide lamps. 1000W types will operate from H36 conventional lag type ballast for Mercury Vapor lamps at ambient temperatures of 50 degrees F or higher. 1000W types must not be operated at 1500W. (377)]
- Footnotes HID 402 [Primarily used for sports-lighting applications. Life, initial and mean lumens are for horizontal operation.]

In vertical position and at 10 or more hours per start, life is extended to 6000 hours, initial lumens are 170,000 and mean lumens are 136,000. (402)]

Product Data

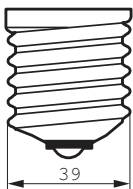
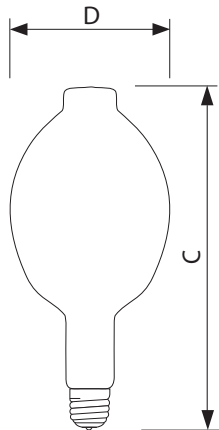
Product number	131623
Full product name	Switch Start MH Std 1500W Mog BT56 CL
Short product name	SS MH Std 1500W Mog BT56 CL
Pieces per Sku	1
eop_pck_cfg	6
Skus/Case	6
Bar code on pack	46677131623
Bar code on case	50046677131628
Logistics code(s)	928601119402
eop_net_weight_pp	292.000 gr

Warnings and Safety

- R "WARNING: These lamps can cause serious skin burn and eye inflammation from short wave ultraviolet radiation if outer envelope of the lamp is broken or punctured. Do not use where people will

remain for more than a few minutes unless adequate shielding or other safety precautions are used. Certain lamps that will automatically extinguish when the outer envelope is broken or punctured are commercially available." This lamp complies with FDA radiation performance standard 21 CFR subchapter J. (USA:21 CFR 1040.30 Canada: SOR/DORS/80-381)

Dimensional drawing




E39

Switch Start MH Std 1500W Mog BT56 CL

Product	C (Max)	D (Norm)
MH R 1500W/635 E39 BT56 U	15,375	7

Dimensional drawing



E39



© 2014 Koninklijke Philips N.V. (Royal Philips)
All rights reserved.

Specifications are subject to change without notice. Trademarks are the property of Koninklijke Philips N.V. (Royal Philips) or their respective owners.

www.philips.com/lighting

2014, May 10
data subject to change