



# Switch Start Metal Halide Standard

Switch Start MH Std 1000W/635 Mog BT37 CL

High performance, Long life and Superior light quality A compact, energy efficient metal halide lamp that provides crisp, sparkling light with long life and high efficiency.

## Product data

### • General Characteristics

Base	Mogul [Mogul]
Base Information	Brass [Brass Base]
Bulb	BT37
Bulb Material	Hard Glass
Bulb Finish	Clear
Operating Position	Universal [Any or Universal (U)]
Main Application	General Lighting
RatedAvgLife(See Family Notes)	12000 hr
Energy Saving	Not Applicable

### • Light Technical Characteristics

Color Code	635 [CCT of 3500K]
Color Rendering Index	65 Ra8
Color Designation	White
Color Temperature	4000 K
Initial Lumens	110000 Lm
Luminous Efficacy Lamp	114 Lm/W
Lumen Maintenance - 40% life	65 %
Design Mean Lumens	91200 Lm
Chromaticity Coordinate X	0.385 -
Chromaticity Coordinate Y	0.390 -

### • Electrical Characteristics

Watts	1000 W
Lamp Voltage	263 V
Lamp Current	4.1 A
Ignition Time	120 (max) s

Re-ignition Time [min]	15 (max) min
------------------------	--------------

### • Environmental Characteristics

Mercury (Hg) Content	151.0 (max) mg
Picogram per Lumen Hour	155.3 p/LuHr

### • UV-related Characteristics

Damage Factor D/fc PET (NIOSH)	0.53 -
UV A	271 h500lx
UV B	19.05 mW/cm <sup>2</sup>
UV C	0.067 mW/cm <sup>2</sup>
	0 mW/cm <sup>2</sup>

### • Luminaire Design Requirements

Cap-Base Temperature	210 (max) C
Bulb Temperature	450 (max) C

### • Product Dimensions

Light Center Length L	7 in
Max Overall Length (MOL) - C	11.5 (max) in
Diameter D	4.625 in

### • Footnotes

Footnotes HID	359 [Electrically insulated support for bulb may be required, especially in
---------------	---

**PHILIPS**

# Switch Start Metal Halide Standard

Footnotes HID horizontal and nearly horizontal operating positions. (359)]  
 377 [Requires a ballast specified or approved for Philips metal halide lamps, or one that is designed to operate all popular brands of metal halide lamps. 1000W types will operate from H36 conventional lag type ballast for Mercury Vapor lamps at ambient temperatures of 50 degrees F or higher. 1000W types must not be operated at 1500W. (377)]

Footnotes HID 382 [Though made of heat-resistant glass, breakage may result if moisture

Footnotes HID falls on bulb. Use in well ventilated housing. (382)]  
 393 [Vertical lumens. Horizontal lumens 6%–10% lower. (393)]

## • Product Data

Product number 321505  
 Full product name Switch Start MH Std 1000W/635 Mog BT37 CL  
 Short product name SS MH Std 1000W/635 Mog BT37 CL  
 Pieces per Sku 1  
 eop\_pck\_cfg 6  
 Skus/Case 6  
 Bar code on pack 46677321505  
 Bar code on case 50046677321500  
 Logistics code(s) 928601126401  
 eop\_net\_weight\_pp 0.400 kg

## Warnings and Safety

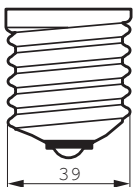
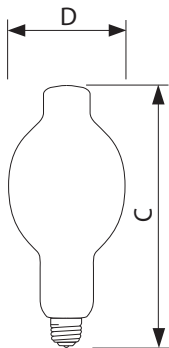
- R "WARNING: These lamps can cause serious skin burn and eye inflammation from short wave ultraviolet radiation if outer envelope of the lamp is broken or punctured. Do not use where people will

remain for more than a few minutes unless adequate shielding or other safety precautions are used. Certain lamps that will automatically extinguish when the outer envelope is broken or punctured are commercially available." This lamp complies with FDA radiation performance standard 21 CFR subchapter J. (USA:21 CFR 1040.30 Canada: SOR/DORS/80-381)

## Dimensional drawing


### Switch Start MH Std 1000W/635 Mog BT37 CL

Product	C (Max)	D (Norm)
MH R 1000W/635 E39 BT37 U	11.5	4.625



E39

## Dimensional drawing



E39



© 2014 Koninklijke Philips N.V. (Royal Philips)  
All rights reserved.

Specifications are subject to change without notice. Trademarks are the property of Koninklijke Philips N.V. (Royal Philips) or their respective owners.

[www.philips.com/lighting](http://www.philips.com/lighting)

2014, February 1  
data subject to change